


# Attention SCC Students!!!

Student Blackboard accounts were removed at the end of Summer Semester 2010; therefore all student's accounts have been newly created. All accounts for Fall Semester 2010, will be available on August 16, 2010, as long as you register for courses by August 12, 2010.

## Login Instructions for Blackboard

1. To access Blackboard go to <http://sampson.blackboard.com> . You may also access Blackboard from the SCC homepage [www.sampsoncc.edu](http://www.sampsoncc.edu) by clicking on the Bb icon.
2. Click **User Login**.
3. Type your **username** in the space provided.
  - \* **Username:** First letter of first name + first letter of middle name + last name + last 3 digits of student ID (SID) number. Your SID Number is your 7-digit identification number that starts with a zero, which can be located in the upper left corner of your registration form or on your SID card (see picture below).
  - \* For example, Mary L. Johnson's username would be **mljohnson456**. If you do not have a middle initial your username is your first letter of first name + your last name + the last 3 digits of your SID number. For example, Mary Johnson's username would be **mjohnson456**.
  - \* **Note: If your last name is hyphenated do not include the hyphen in your last name. Do not include any spaces in your username.**
  - \* **If you still cannot access your account using this information, check your name on your registration form to make sure your entire name is correct.**
4. Type your **password** in the space provided.
  - \* **Password:** Date of birth (MMDDYY format with 6 digits and no spaces). For example, a student born on February 21, 1992, would enter **022192** as the password. You must change your password after your first successful Blackboard login.
5. Click the button that reads  to access your Bb courses.



**For technical assistance, contact Benita Hayes, Distance Learning Assistant.**

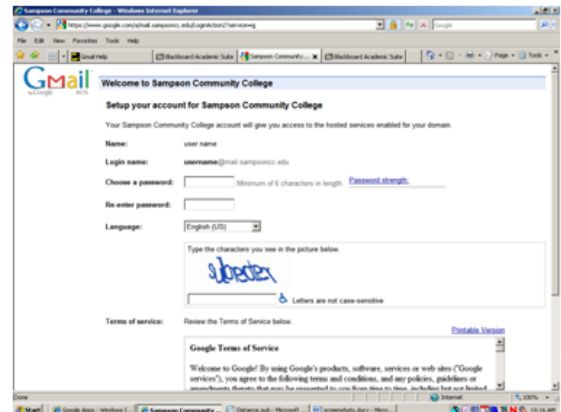
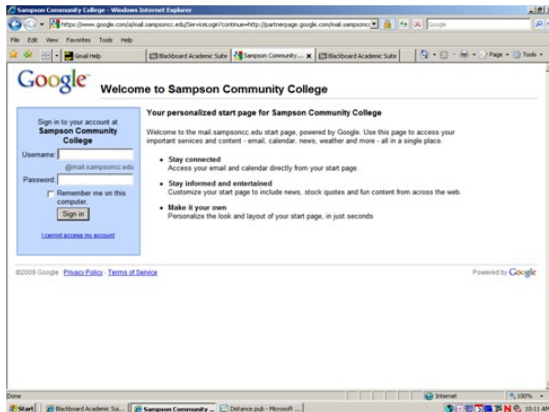
**Phone: 910-592-8081 ext 2031**

**Email: [bbhelpdesk@sampsoncc.edu](mailto:bbhelpdesk@sampsoncc.edu)**

# SCC Student



All currently enrolled SCC students are issued SCC Gmail accounts each semester. Please log into your Gmail account on the first day of class. Students will use these accounts to communicate with instructors, classmates, and to receive important information from Financial Aid, Student Services, Student Government Association and the Library. All previous Gmail accounts were removed at the end of Summer Semester 2010.



**E-mail Username:** First initial + middle initial + last name + the last 3 digits of student ID (SID) number. *For example:* If Brandon Alexander Johnston has a student ID # of 0123456, his username would be **bjohnston456**. If he does not have a middle name, then it would be **bjohnston456**. Remember to cover the last number on your student ID card if you are retrieving your number from it (see other side of this handout for more detailed instructions).

**Email Password:** Six digit date of birth. *For example:* If Brandon Alexander Johnston was born on February 21, 1992, then his password would be **022192**.

You will be required to change your password once you successfully log into SCC Gmail for the first time. Make sure you create a password that no one else can easily figure out. It is very important that you remember your new password. Do not share your password with anyone.



## Do You Need Assistance?

Contact SCC Gmail Help Desk  
by e-mail at

[sccgmailhelpdesk@mail.sampsoncc.edu](mailto:sccgmailhelpdesk@mail.sampsoncc.edu)